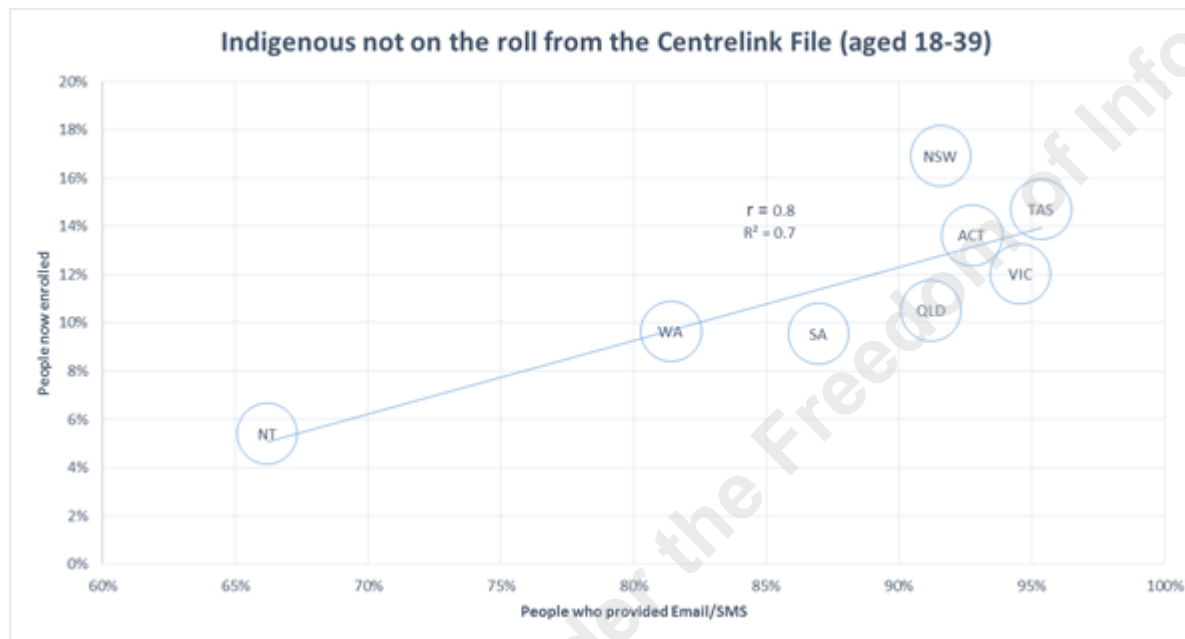


From: Angelo Rojas <Angelo.Rojas@aec.gov.au>
Sent: Monday, 4 June 2018 3:45 PM
To: Guy Lewis <Guy.Lewis@aec.gov.au>
Cc: Stephanie Maxwell <Stephanie.Maxwell@aec.gov.au>
Subject: FW: Indigenous data [SEC=UNCLASSIFIED]

Guy - as discussed, the number of new enrolments for Indigenous not on the roll could be predicted to a fair extent by the proportion of Email/SMSs provided by State. Further analysis of this shows that the strong correlation is for people aged 18-39.



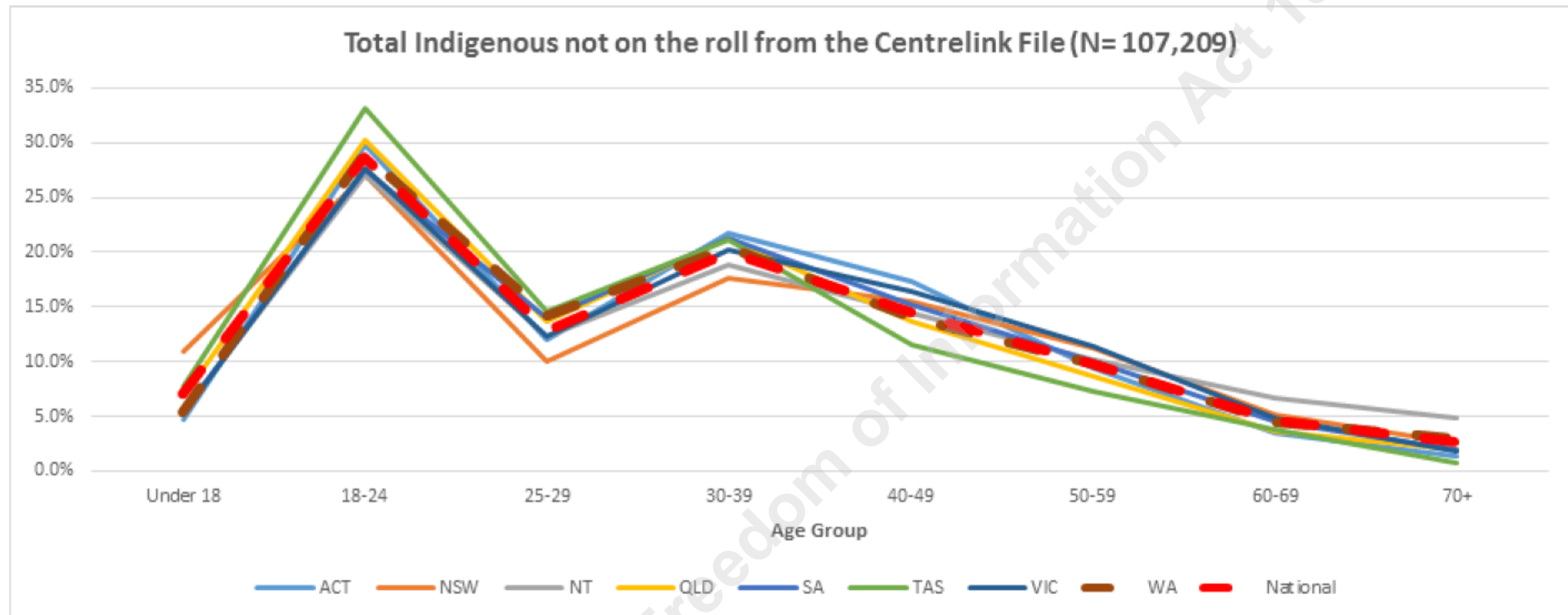
The proportion of people aged 18-39 in NT, WA and SA who provided Email/SMS is low and so is their proportion of new enrolments. This analysis will be more direct when Mike provides me with the extract that includes Email and/or SMS sent to confirm two hypothesis:

1. We are sending less Email/SMS to these states.
2. Additionally, enrolment response rates are also lower for these states than for the rest (higher level of disengagement).

From: Angelo Rojas
Sent: Friday, 1 June 2018 12:00 PM
To: Guy Lewis
Subject: FW: Indigenous data [SEC=UNCLASSIFIED]

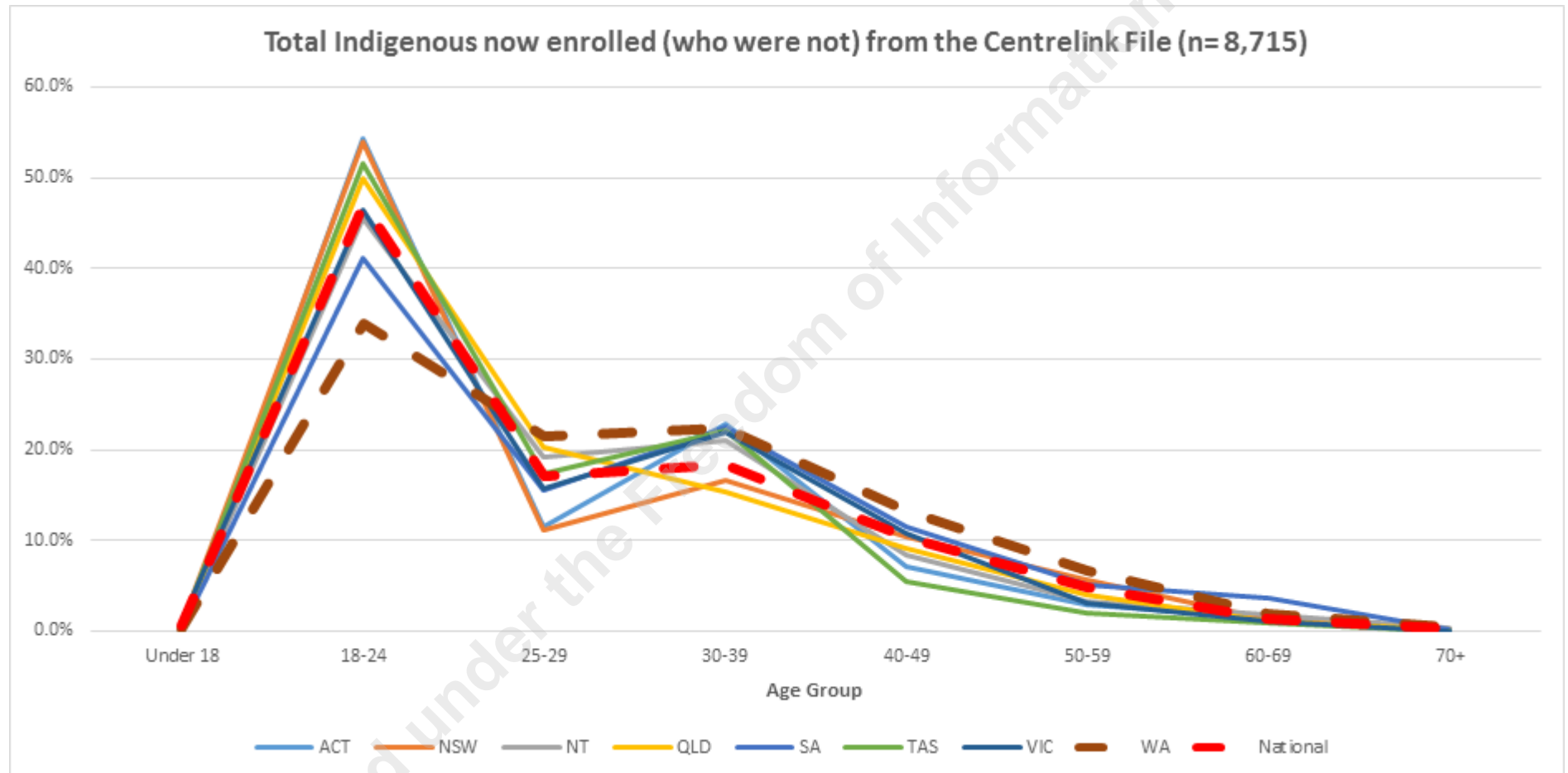
- The proportion of people aged 18-24 not on the roll from the Centrelink File is quite stable across states (this also applied to other age groups), between 27 and 30 percent for most of the states, except for QLD and TAS (30 and 33 percent respectively).
- WA and SA have the lowest enrolment rate for this age group (34 and 41 percent respectively) since the Centrelink file was received. Compared to a national enrolment rate of 47 percent.
- People aged 18-24 represent around 29 percent of total people but around 47 percent of total enrolments (they may be more responsive to Email/SMS or/and we have sent more Email/SMSs to this age group).

[illegible]



Indigenous now enrolled (who were not) from the Centrelink File									
Age Group	ACT	NSW	NT	QLD	SA	TAS	VIC	WA	National
Under 18	0.0%	0.9%	0.5%	0.4%	0.4%	0.8%	1.2%	0.3%	0.6%
18-24	54.3%	54.0%	45.5%	49.8%	41.2%	51.6%	46.4%	33.9%	47.1%
25-29	11.4%	11.1%	19.1%	20.2%	15.6%	17.3%	15.7%	21.5%	17.1%
30-39	22.9%	16.6%	20.9%	15.3%	22.4%	22.0%	21.9%	22.3%	18.4%
18-39	88.6%	81.7%	85.6%	85.3%	79.2%	90.9%	84.0%	77.7%	82.7%
40-49	7.1%	10.4%	8.4%	9.0%	11.6%	5.5%	10.7%	13.2%	10.3%
50-59	2.9%	5.6%	3.3%	4.0%	5.1%	2.0%	3.1%	6.6%	4.8%

60-69	1.4%	1.2%	1.8%	1.0%	3.6%	0.8%	1.0%	1.9%	1.4%
70+	0.0%	0.2%	0.4%	0.2%	0.2%	0.0%	0.0%	0.4%	0.2%
Total %	100.0%	100.0%	100.0%	100.0%	100.0%	100.0%	100.0%	100.0%	100.0%



Angelo Rojas | Senior Project Officer

Roll Program & Community Engagement Section | Roll Management & Community Engagement Branch

Australian Electoral Commission
T: (02) 6271 4507 X: 21336 M: 7 [REDACTED]



Make sure you're **enrolled to vote.**
Visit www.aec.gov.au

From: Warrick Poyser

Sent: Thursday, 8 March 2018 5:12 PM

To: Guy Lewis <Guy.Lewis@aec.gov.au>

Cc: Delyse Paliaga <Delyse.Paliaga@aec.gov.au>; Gina Dario <Gina.Dario@aec.gov.au>; Stephanie Maxwell <Stephanie.Maxwell@aec.gov.au>; Angelo Rojas <Angelo.Rojas@aec.gov.au>; Michael Roden <Michael.Roden@aec.gov.au>

Subject: RE: Indigenous data [SEC=UNCLASSIFIED]

Thanks Guy – this data is very interesting.

I suspect we may have to do something additional/special with the BDM data to establish eligibility prior to being able to do any meaningful direct enrolment effort.

Warrick Poyser

Systems Delivery & Modernisation Section | Operations Branch
Australian Electoral Commission

T: (02) 6271 4452 X: 21319 M: 7 [REDACTED]



Make sure you're **enrolled to vote.**
Visit www.aec.gov.au

From: Guy Lewis

Sent: Thursday, 8 March 2018 3:38 PM

To: Warrick Poyser <Warrick.Poyser@aec.gov.au>

Cc: Delyse Paliaga <Delyse.Paliaga@aec.gov.au>; Gina Dario <Gina.Dario@aec.gov.au>; Stephanie Maxwell

<Stephanie.Maxwell@aec.gov.au>; Angelo Rojas <Angelo.Rojas@aec.gov.au>; Michael Roden <Michael.Roden@aec.gov.au>

Subject: Indigenous data [SEC=UNCLASSIFIED]

Warrick, the age breakdown of the 107,607 Indigenous people that are only on the Centrelink file is.

Year of Birth	Number	%
1900 – 1920	23	0.02%
1924 – 1930	239	0.2%
1931 – 1940	944	0.9%
1941 – 1950	2,667	2.5%
1951 – 1960	6,201	5.8%
1961 – 1970	12,345	11.5%
1971 – 1980	16,216	15.1%
1981 – 1990	23,863	22.2%
1991 – 2000	41,597	38.7%
2001	3,512	3.3%
Total	107,607	100%
Youth Group (18 to 24)	33,008	30.7%

Mike is also rerunning the data against the deceased persons file and deleted records to remove those who are deceased and identify those who have been enrolled in the past. I'll let you know the outcome when I get it.

Guy Lewis | Asst. Director Roll Design

Roll Program and Community Engagement | Roll Management and Community Engagement Branch

Australian Electoral Commission

T: Int: 21312 | Ext: (02) 6271 4758 | M: 7 [REDACTED]



Make sure you're **enrolled to vote.**
Visit www.aec.gov.au

Released under the Freedom of Information Act 1982

REDACTION CODES

- 1 Personal Information (name) redacted.
- 2 Personal Information (date of birth) redacted.
- 3 Personal Information (photograph) redacted
- 4 Personal Information (facsimile of signature) redacted.
- 5 Personal Information (facsimile of manuscript initialling) redacted.
- 6 Personal Information (Individual's address) redacted.
- 7 Personal Information (individual's telephone number) redacted.
- 8 Personal Information (individual's opinion) redacted.
- 9 Personal Information (opinion about individual) redacted.
- 10 Personal Information (employment history) redacted.
- 11 Personal Information (qualifications) redacted.
- 12 Personal Information (health) redacted.
- 13 Personal Information (identifying individual) redacted.
- 14 Business information (Bank Account details) redacted.
- 15 Business information (Billing Account details) redacted.
- 16 Business information (internal operations) redacted.
- 17 Legal Professional Communication redacted.
- 18 Deliberative material redacted.
- 19 Irrelevant material redacted.
- 20 Electoral Roll material redacted.
- 21 Tests, examinations or audits material redacted.
- 22 Management or assessment of personnel material redacted.
- 23 Proper and efficient conduct of the operations of AEC material redacted.
- 24 Lawful methods or procedures for preventing, detecting, investigating, or dealing with matters arising out of, breaches or evasions of the law.
- 25 Trade Secrets.
- 26 Commercial valuable information.
- 27 Financial interests of the Commonwealth.
- 28 Property interests of the Commonwealth.