


Reporting on the Electoral Roll

Results, Activity and Trend

June Quarter 2023





Section 22

Section 22


Activity


Section 22


7. Additions and Deletions16


8. Objections18

Section 22


















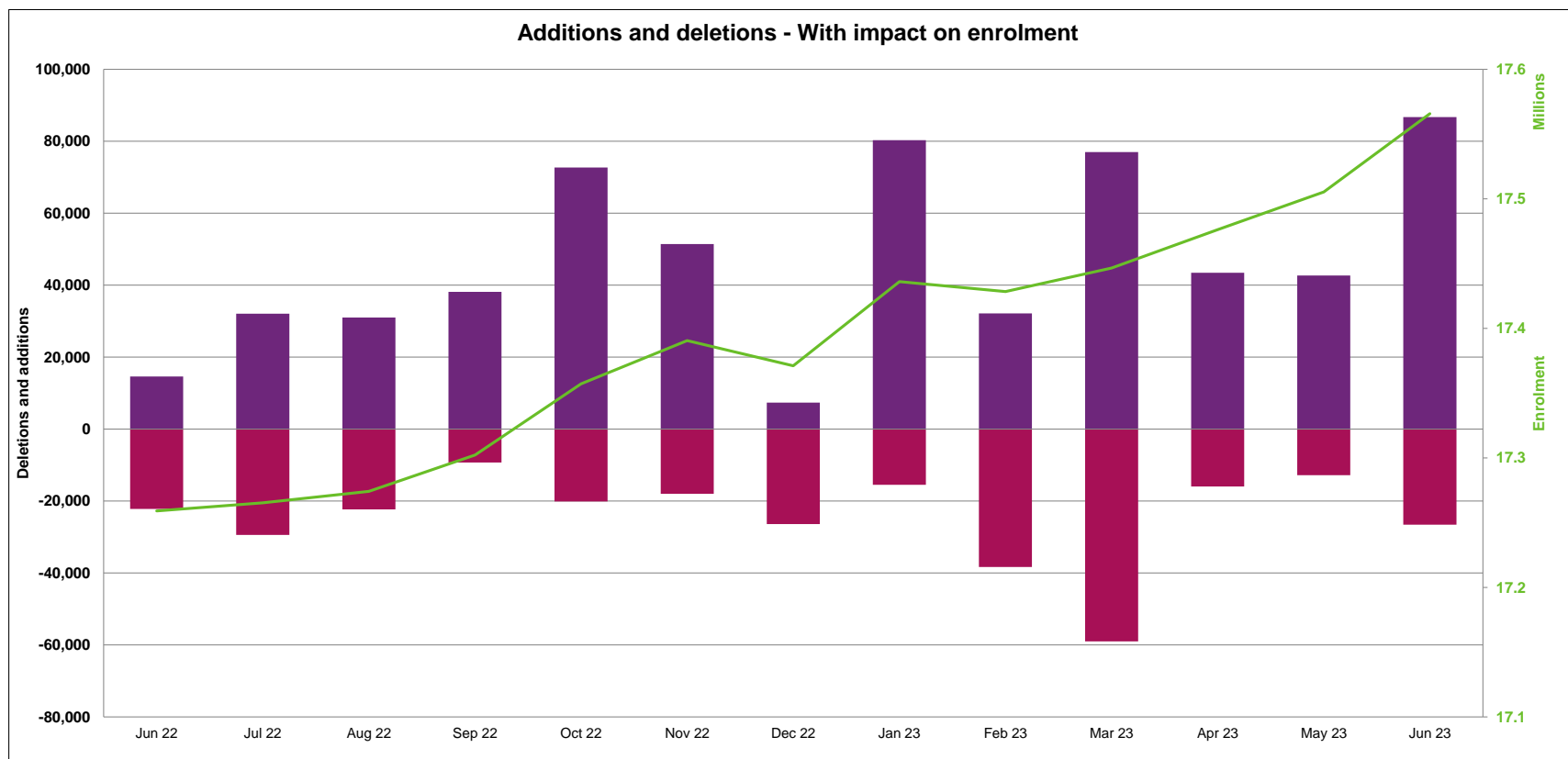








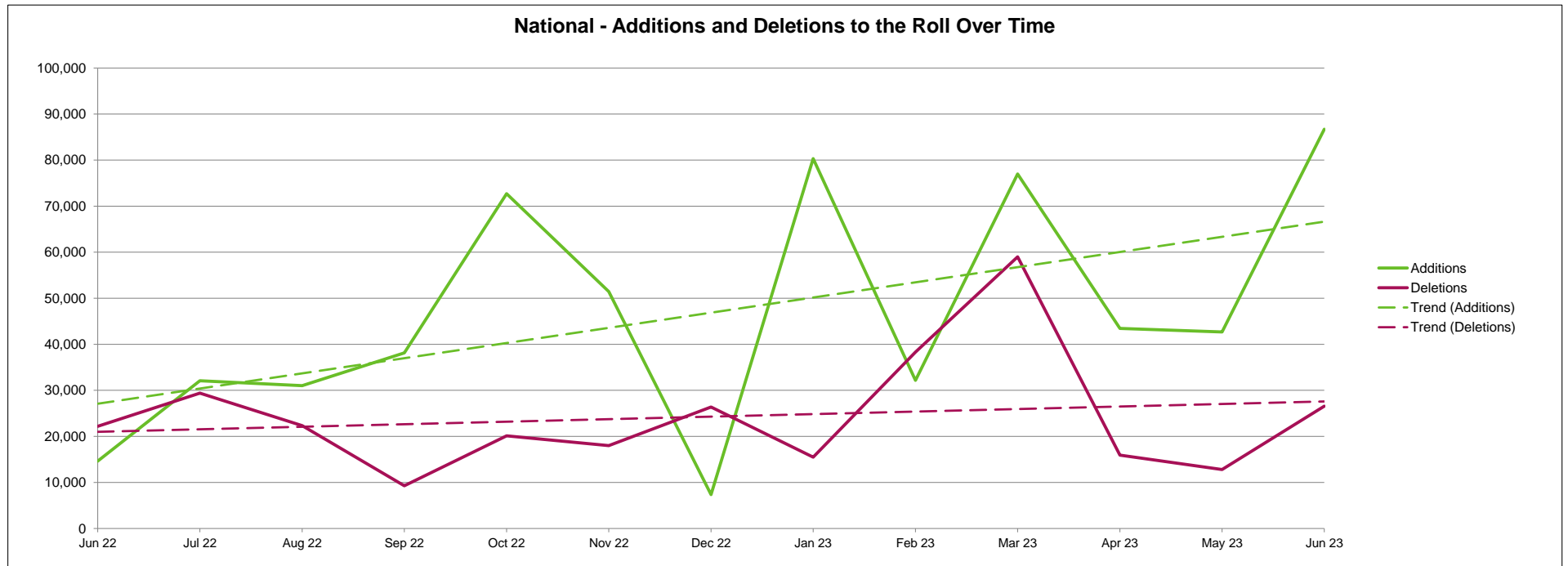
7. Additions and Deletions to the Federal Roll



	Jun 22	Jul 22	Aug 22	Sep 22	Oct 22	Nov 22	Dec 22	Jan 23	Feb 23	Mar 23	Apr 23	May 23	Jun 23
Changes	162,860	265,250	171,443	93,246	182,782	271,892	40,843	397,459	103,645	311,844	215,598	216,942	170,903
Additions	14,623	32,084	31,025	38,130	72,712	51,435	7,364	80,317	32,159	76,984	43,436	42,683	86,702
Deletions	22,198	29,404	22,334	9,279	20,111	18,010	26,393	15,495	38,316	58,995	15,940	12,814	26,551
Net additions	-7,575	2,680	8,691	28,851	52,601	33,425	-19,029	64,822	-6,157	17,989	27,496	29,869	60,151
End of quarter enrolment	17,259,041	17,265,284	17,274,169	17,302,252	17,357,121	17,390,519	17,371,123	17,436,045	17,428,391	17,446,514	17,476,223	17,505,259	17,565,728

Key Electoral Events	SA LGA elections COR	Tas LGA elections COR	SM161 apply	SM162 apply	Vic State election COR	SM166 apply	SM167 apply	Enrolment stimulation event	NSW State election CORs	SM169 apply (VIC)	SM172 apply	SM173 apply
				SM163/4 apply	Vic State election	SA LGA elections COR	SM168 apply		NSW State election	SM170 apply		Fadden by-election COR
					SM165 apply				Aston by-election COR			SM174 apply
									SM169 apply SM171 apply			

7. Additions and Deletions to the Federal Roll



Note

All enrolments including Deletions with Federal entitlement and all ages
 Additions include all new and reenrolments and reinstatements
 Dotted lines represent the trends in additions and deletions over the period

8. Objections

Section 22

People removed from the roll in June quarter 2023 - Objections and Death

Jurisdiction	Death		
	Apr 2023	May 2023	Jun 2023
NSW	3,247	3,606	4,402
VIC	2,993	2,634	3,271
QLD	2,369	1,933	2,736
WA	1,185	916	1,273
SA	973	1,036	1,195
TAS	375	314	433
ACT	148	115	211
NT	78	63	81
National	11,368	10,617	13,602

* Includes Provisional, Not Naturalised, Imprisonment and Miscellaneous

Section 22

